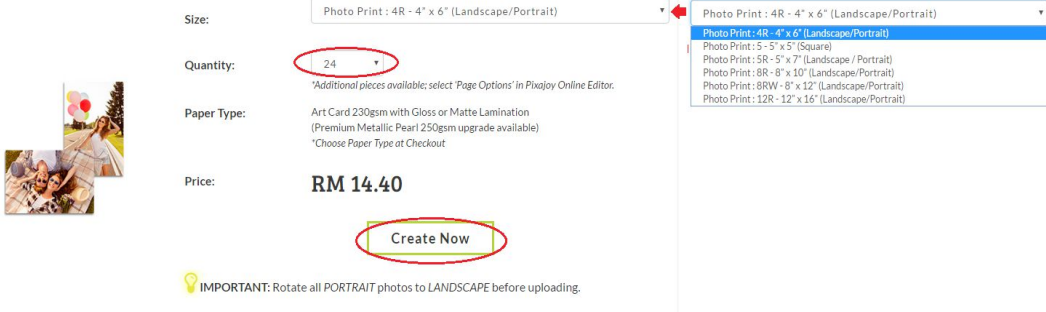
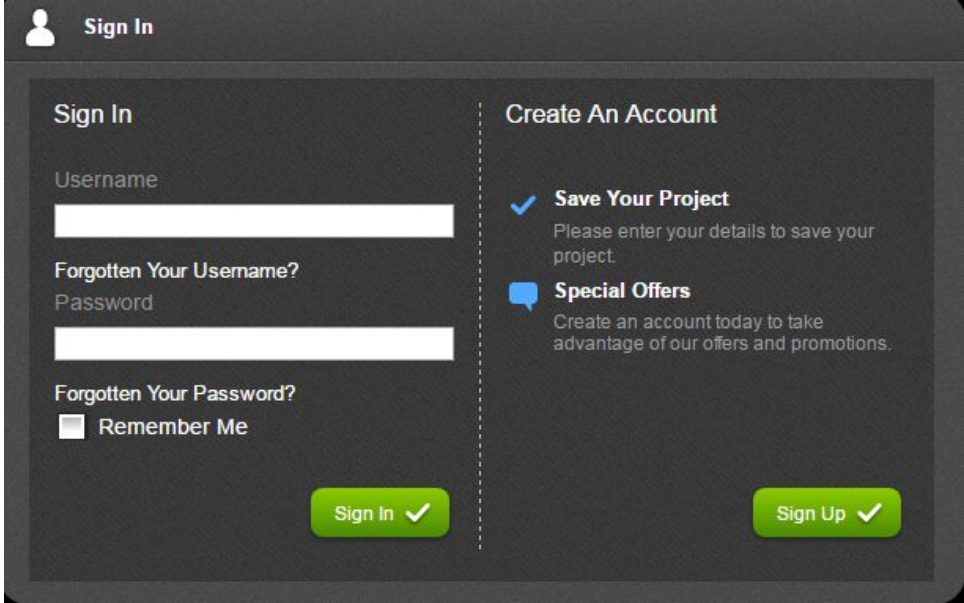

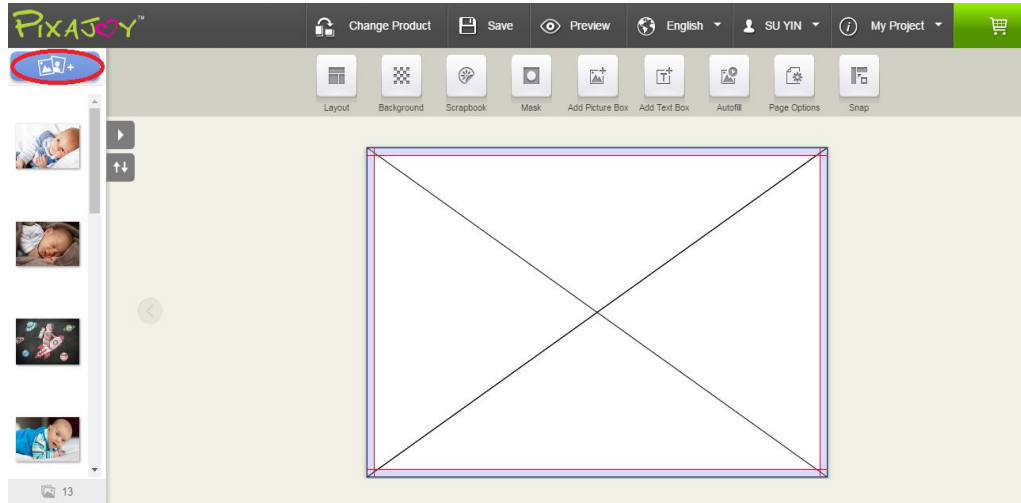


**Photo Prints (All Sizes) Online Editor User Guide**

<p><b>Step 1</b></p>	<p>Copy all the photos you wish to print into a folder.</p>
<p><b>Step 2</b></p>	<p>Go to <a href="https://www.pixajoy.com.my/photo-prints">https://www.pixajoy.com.my/photo-prints</a></p>
<p><b>Step 3</b></p>	<p>Choose the Size of your photo prints &gt; Quantity &gt; click <b>[Create Now]</b> to start your project.</p>  <p><b>IMPORTANT:</b> Rotate all PORTRAIT photos to LANDSCAPE before uploading.</p>
<p><b>Step 4</b></p>	<p><b>Sign in</b> to your Pixajoy account. (If you don't have one, kindly <b>"Sign up"</b> a Pixajoy Member account.)</p> 


**Step 5**

Click  to upload your photos



**Design Tips:**

**I) Rotate to Left / Right, Delete and Zoom In/ Out**



II) Expand your photos until the blue line (instead of within the red line or exactly at red line) to avoid printing an uneven border.

*Note: Click **Fit** > **Page** to fit your photo.*



III) Keep important objects (e.g. face, text, etc) within the red lines to avoid being cut out during trimming. Trimming is done between the blue line and red line.



**Step 6**

Once done, click



to save your project and click the



button to place your order.

**Step 7**

I) Paper or Lamination Options: Click **“Change”** button. If everything is okay, click **“Continue”**.

Item 1	Quantity	Price
Project Name: Memories Photo Print : 4R - 4" x 6" (Landscape/Portrait)	1	RM0.00
Product Options <span style="float:right">Hide ▼</span>		
Paper - Paper		
Art Card 230gsm with Protective Gloss Lamination	<b>Change</b>	RM14.40
		<b>Item Total: RM14.40</b>

Not the total you are looking for? If you have a Voucher Code, please Redeem it at our Payment Step on Step 3!

Cancel **Continue**

II) Confirm with your desired shipping address and shipping method. To change the shipping address, click **“Change”**. A new window will pop out for you to change your address details. Once done, click **“Continue”**.

**Shipping / Billing Details**

Shipping Address Billing Address

**Change**

Before submit order, please make sure receiver name and shipping address show in TOP LEFT column is correct. Changes shipping address after order status as 'PRINT' is not allowed.

Shipping Method	Shipping Cost (Malaysian Ringgit)
<input checked="" type="radio"/> Standard-Delivery	RM8.00
<input type="radio"/> Self-Pickup at Pixajoy Office Sungai Petani, Kedah	RM0.00

**Item Subtotal (including shipping): RM22.40**

Cancel Back **Continue**



III) Enter your Voucher Code (if you have bought any of our promotions / found any discount codes) in the column and click **“Redeem”**.

Payment details

If you have been provided with a voucher code please enter it now and click the 'Redeem' button.

**i** For voucher purchase from 3rd party web sites or activated voucher code become invalid in second try after payment failed. Kindly activate your voucher [HERE](#) before you apply voucher at below box.

Voucher Code  **Redeem**

Order Subtotal:	RM22.40
GST (6.00%):	RM1.34
<b>Amount To Pay:</b>	<b>RM23.74</b>

IV) Choose a payment method you prefer, and confirm your order.

Payment Method

- Pixajoy Credit
- Credit Card
- Maybank2U
- Alliance Online Transfer
- AM Bank
- RHB
- Hong Leong Bank Transfer
- FPX
- Mobile Money
- CIMB Click
- Web Cash
- PayPal

**Confirm Order** ✓

**Step 8**

Once your order has been successfully submitted, your order details can be checked at **“My Orders”**: <http://www.pixajoy.com.my/my-orders>