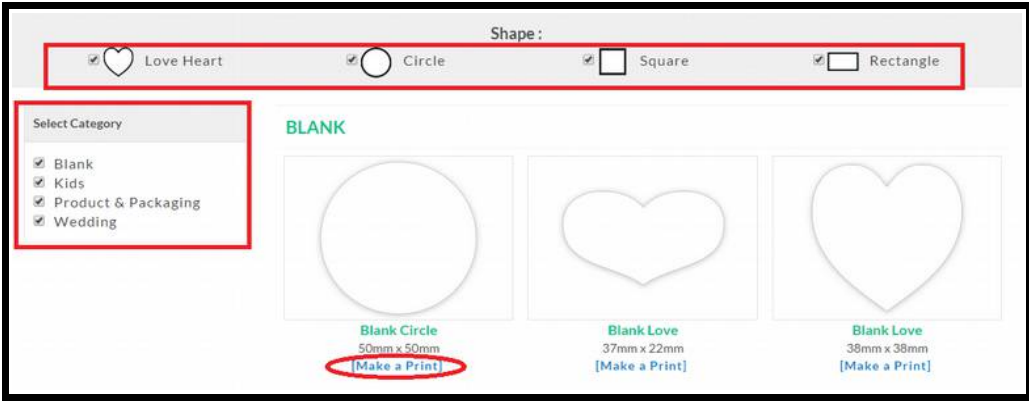



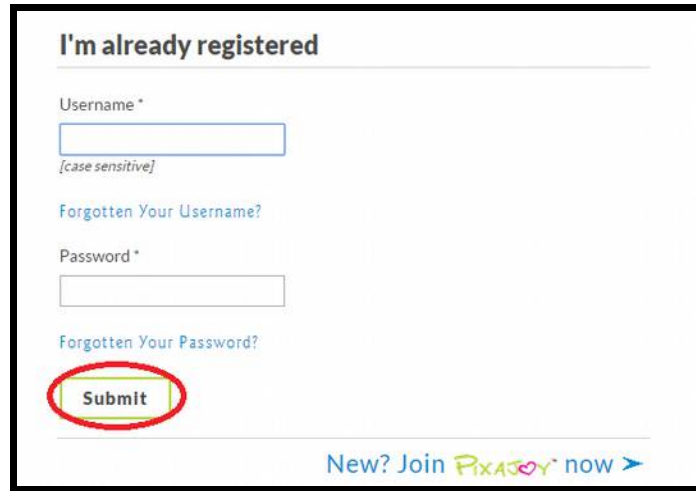
Personalised Sticker Online Editor User Guide

Clueless on how to design your **Personalised Sticker**? Worry not! We're going to show you how to create your project with Pixajoy. It's fun and easy! Let's take a look at the steps.

<p>Step 1</p>	<p>Copy all the photos you wish to print into a Folder.</p>
<p>Step 2</p>	<p>Go to: http://www.pixajoy.com.my/themesticker</p>
<p>Step 3</p>	<p>Choose Shape > Category >click [Make a Print].</p> 
<p>Step 4</p>	<p>Choose Design Type, change Project Name, select Product Size, Paper and click [Start now]</p>  <p><i>Note: One set of stickers can have Single Design (1 design) or Multiple Designs (2 or 5 different designs)</i></p>

Step 5

To begin, **sign in** to your Pixajoy account and click **[Submit]**.
(If you don't have one, kindly click **[New? Join Pixajoy Now]** to sign up a Pixajoy Member account)



Step 6

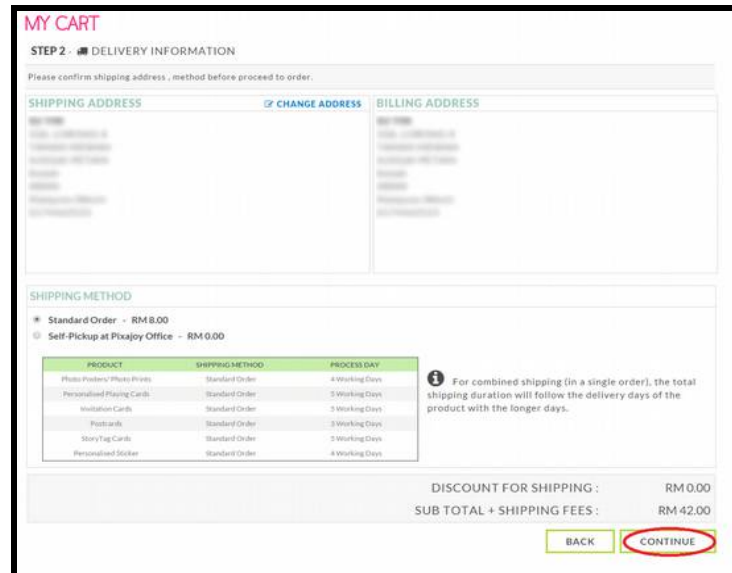
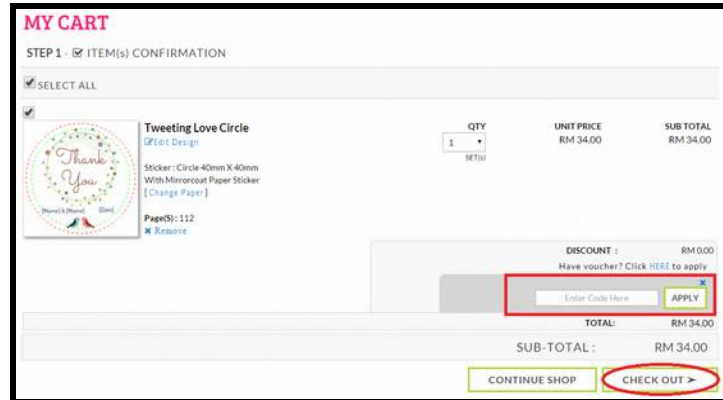
Upload your photos and start dragging it into your selected template. Once you are happy with the design, click the **[Add to Cart]** button to place your order.

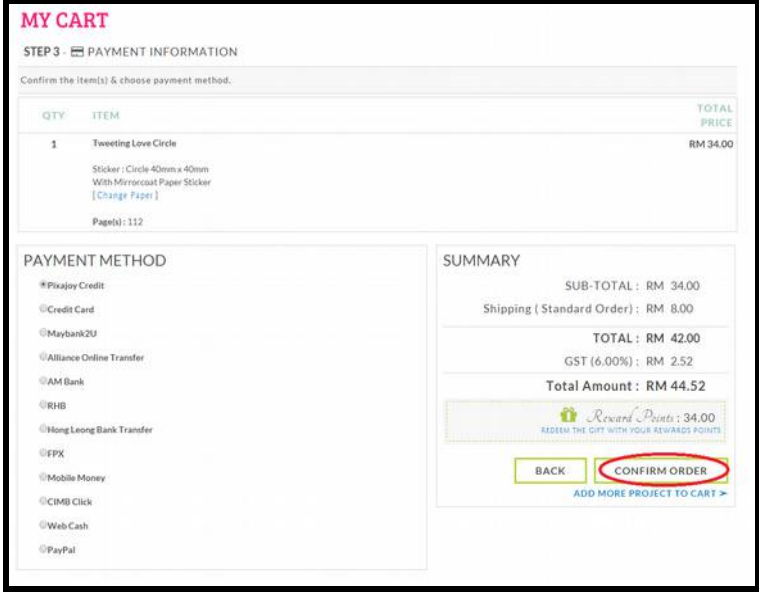


Note:

- Photo / background should be extended to the fullest over the trim line (red line). This will avoid the white color border from appearing.
- Important object (like face, text and etc.) must keep within the safe line (green line).

Step 7 Apply your voucher code, click [**Check Out**] button to submit your order and make the payment for upgrading option (if applicable) and shipping fees.



	 <p>MY CART</p> <p>STEP 3 - PAYMENT INFORMATION</p> <p>Confirm the item(s) & choose payment method.</p> <table border="1"> <thead> <tr> <th>QTY</th> <th>ITEM</th> <th>TOTAL PRICE</th> </tr> </thead> <tbody> <tr> <td>1</td> <td> Tweeting Love Circle Sticker : Circle 40mm x 40mm With Mirrorcoat Paper Sticker [Change Paper] Page(s) : 112 </td> <td>RM 34.00</td> </tr> </tbody> </table> <p>PAYMENT METHOD</p> <ul style="list-style-type: none"> <input type="radio"/> Pixajoy Credit <input type="radio"/> Credit Card <input type="radio"/> Maybank2U <input type="radio"/> Alliance Online Transfer <input type="radio"/> AM Bank <input type="radio"/> RHB <input type="radio"/> Hong Leong Bank Transfer <input type="radio"/> FPX <input type="radio"/> Mobile Money <input type="radio"/> CIMB Click <input type="radio"/> Web Cash <input type="radio"/> PayPal <p>SUMMARY</p> <p>SUB-TOTAL : RM 34.00 Shipping (Standard Order) : RM 8.00</p> <p>TOTAL : RM 42.00</p> <p>GST (6.00%) : RM 2.52</p> <p>Total Amount : RM 44.52</p> <p>Reward Points : 34.00 REDEEM THE GIFT WITH YOUR REWARDS POINTS</p> <p><input type="button" value="BACK"/> <input checked="" type="button" value="CONFIRM ORDER"/></p> <p>ADD MORE PROJECT TO CART ></p>	QTY	ITEM	TOTAL PRICE	1	Tweeting Love Circle Sticker : Circle 40mm x 40mm With Mirrorcoat Paper Sticker [Change Paper] Page(s) : 112	RM 34.00
QTY	ITEM	TOTAL PRICE					
1	Tweeting Love Circle Sticker : Circle 40mm x 40mm With Mirrorcoat Paper Sticker [Change Paper] Page(s) : 112	RM 34.00					
<p>Step 8</p>	<p>Once your order is successfully submitted, order details can be checked at - “My Orders” in http://www.pixajoy.com.my/my-orders</p>						